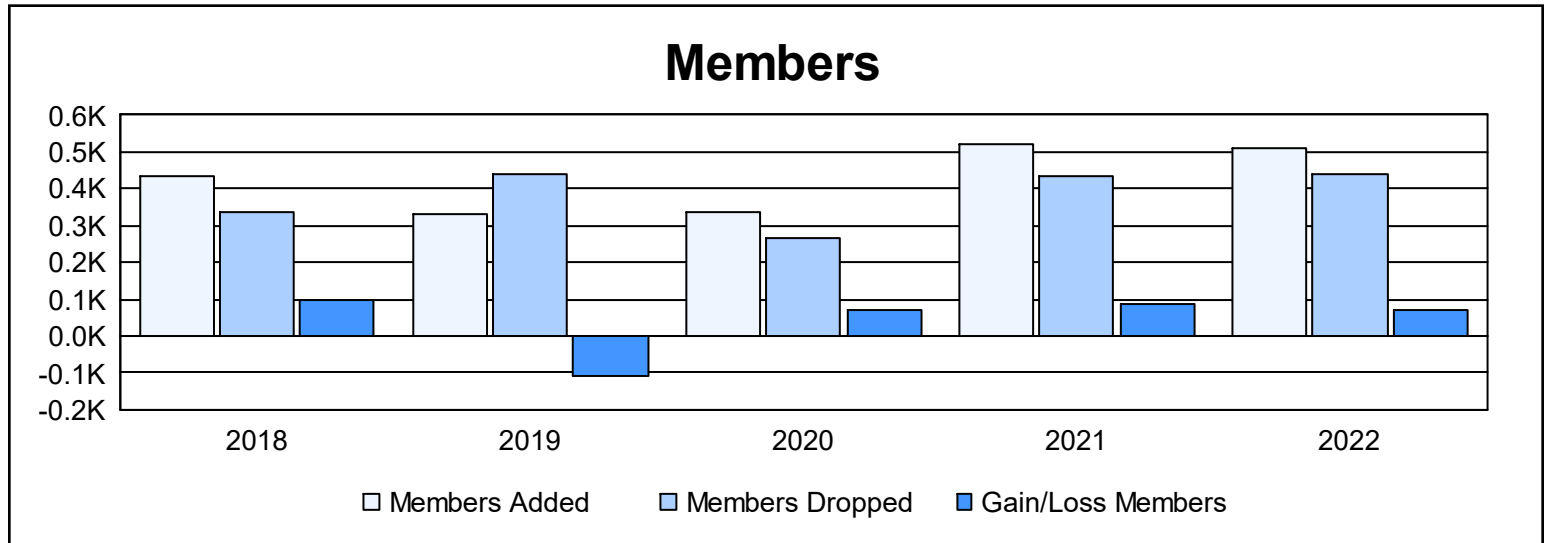
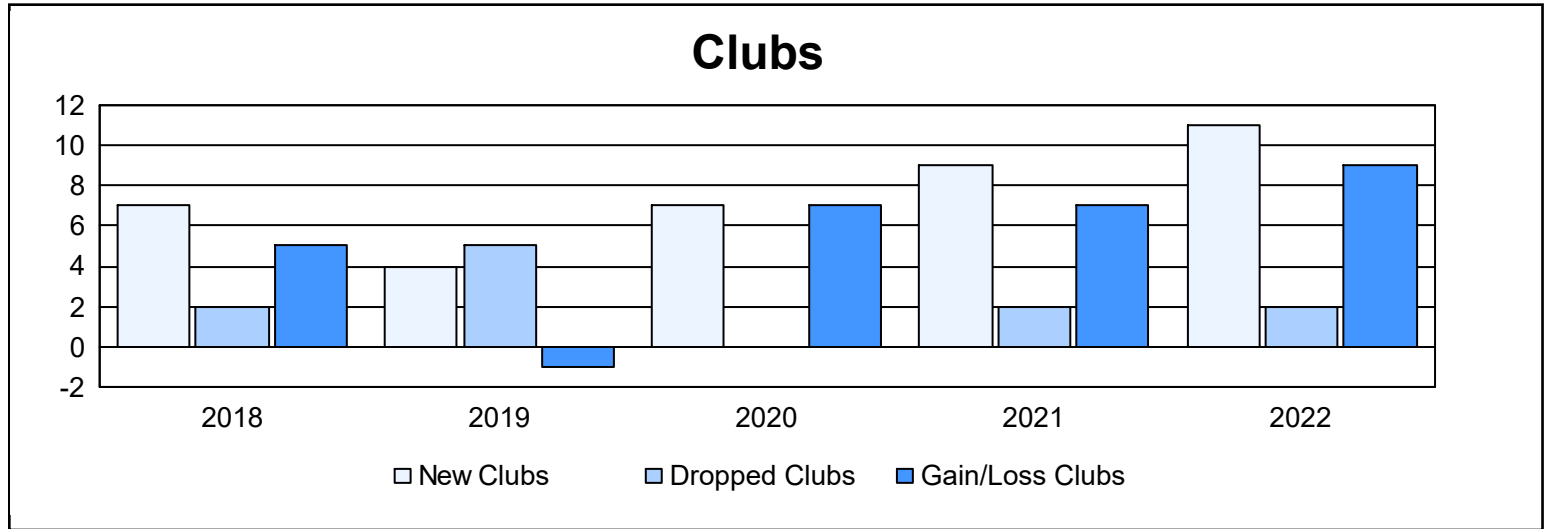
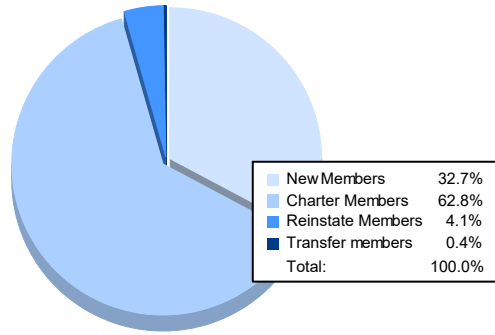


Year	New Clubs	Dropped Clubs	Gain/ Loss Clubs	New Members	Charter Members	Reinstate Members	Transfer Members	Total Member Added	Total Members Dropped	Gain/ Loss Members
2017-2018	7	2	5	170	233	28	5	436	338	98
2018-2019	4	5	-1	133	144	50	3	330	438	-108
2019-2020	7	0	7	119	205	14	1	339	266	73
2020-2021	9	2	7	202	283	37	0	522	436	86
2021-2022	11	2	9	167	321	21	2	511	439	72
<b>Average</b>	<b>8</b>	<b>2</b>	<b>5</b>	<b>158</b>	<b>237</b>	<b>30</b>	<b>2</b>	<b>428</b>	<b>383</b>	<b>44</b>



### Membership Composition June 2022 Cumulative



### Gender Composition June 2022 Cumulative

